

UNITED STATES
SECURITIES AND EXCHANGE COMMISSION
Washington, D.C. 20549

FORM 8-K
CURRENT REPORT

Pursuant to Section 13 or 15(d) of The Securities and Exchange Act of 1934

Date of Report (Date of earliest event reported): May 10, 2017

HC2 HOLDINGS, INC.

Delaware
(State or other jurisdiction
of incorporation)

001-35210
(Commission File Number)

54-1708481
(IRS Employer
Identification No.)

450 Park Avenue, 30th Floor
New York, NY 10022
(Address of principal executive offices)

(212) 235-2690
(Registrant's telephone number, including area code)

Not Applicable
(Former name or former address, if changed since last report.)

Check the appropriate box below if the Form 8-K filing is intended to simultaneously satisfy the filing obligation of the registrant under any of the following provisions:

- Written communications pursuant to Rule 425 under the Securities Act (17 CFR 230.425)
- Soliciting material pursuant to Rule 14a-12 under the Exchange Act (17 CFR 240.14a-12)
- Pre-commencement communications pursuant to Rule 14d-2(b) under the Exchange Act (17 CFR 240.14d-2(b))
- Pre-commencement communications pursuant to Rule 13e-4(c) under the Exchange Act (17 CFR 240.13e-4(c))

Indicate by check mark whether the registrant is an emerging growth company as defined in as defined in Rule 405 of the Securities Act of 1933 (§230.405 of this chapter) or Rule 12b-2 of the Securities Exchange Act of 1934 (§240.12b-2 of this chapter).

Emerging growth company

If an emerging growth company, indicate by check mark if the registrant has elected not to use the extended transition period for complying with any new or revised financial accounting standards provided pursuant to Section 13(a) of the Exchange Act.

Item 7.01 Regulation FD Disclosure

On May 10, 2017, HC2 Holdings, Inc. (the "Company") posted an updated Company Overview presentation to its Investor Relations section of the Company's website at <http://www.hc2.com>, a copy of which is attached as Exhibit 99.1 to this Current Report on Form 8-K.

The information set forth in (and incorporated by reference into) this Item 7.01 shall not be deemed "filed" for purposes of Section 18 of the Securities Exchange Act of 1934, as amended (the "Exchange Act") or otherwise subject to the liabilities of that Section. The information in this Item 7.01 shall not be incorporated by reference into any filing under the Securities Act of 1933, as amended, or the Exchange Act, except as shall be expressly set forth by specific reference in such a filing.

Item 9.01 Financial Statements and Exhibits

(d) Exhibits

Item No.	Description
99.1	HC2 Holdings, Inc. Company Overview dated May 10, 2017.

SIGNATURES

Pursuant to the requirements of the Securities Exchange Act of 1934, the registrant has duly caused this report to be signed on its behalf by the undersigned hereunto duly authorized.

Date: May 10, 2017

HC2 Holdings, Inc.
(Registrant)

By: /s/ Michael J. Sena

Name: Michael J. Sena

Title: Chief Financial Officer

Exhibit Index

Item No.	Description
99.1	HC2 Holdings, Inc. Company Overview dated May 10, 2017.



Envision. Empower. Execute.

HC2 HOLDINGS, INC.

Corporate Overview

© HC2 Holdings, Inc. 2017

May 2017



Safe Harbor Disclaimers

Special Note Regarding Forward-Looking Statements. Safe Harbor Statement Under the Private Securities Litigation Reform Act of 1995: This presentation contains, and certain oral statements made by our representatives from time to time may contain, forward-looking statements. Generally, forward-looking statements include information describing actions, events, results, strategies and expectations and are generally identifiable by use of the words "believes," "expects," "intends," "anticipates," "plans," "seeks," "estimates," "projects," "may," "will," "could," "might," or "continues" or similar expressions. The forward-looking statements in this presentation include without limitation statements regarding our expectation regarding building shareholder value. Such statements are based on the beliefs and assumptions of HC2's management and the management of HC2's subsidiaries and portfolio companies. The Company believes these judgments are reasonable, but you should understand that these statements are not guarantees of performance or results, and the Company's actual results could differ materially from those expressed or implied in the forward-looking statements due to a variety of important factors, both positive and negative, that may be revised or supplemented in subsequent reports on Forms 10-K, 10-Q and 8-K. Such important factors include, without limitation, issues related to the restatement of our financial statements; the fact that we have historically identified material weaknesses in our internal control over financial reporting, and any inability to remediate future material weaknesses; capital market conditions; the ability of HC2's subsidiaries and portfolio companies to generate sufficient net income and cash flows to make upstream cash distributions; volatility in the trading price of HC2 common stock; the ability of HC2 and its subsidiaries and portfolio companies to identify any suitable future acquisition opportunities; our ability to realize efficiencies, cost savings, income and margin improvements, growth, economies of scale and other anticipated benefits of strategic transactions; difficulties related to the integration of financial reporting of acquired or target businesses; difficulties completing pending and future acquisitions and dispositions; effects of litigation, indemnification claims, and other contingent liabilities; changes in regulations and tax laws; and risks that may affect the performance of the operating subsidiaries and portfolio companies of HC2. These risks and other important factors discussed under the caption "Risk Factors" in our most recent Annual Report on Form 10-K filed with the Securities and Exchange Commission ("SEC"), and our other reports filed with the SEC could cause actual results to differ materially from those indicated by the forward-looking statements made in this presentation.

You should not place undue reliance on forward-looking statements. All forward-looking statements attributable to HC2 or persons acting on its behalf are expressly qualified in their entirety by the foregoing cautionary statements. All such statements speak only as of the date made, and HC2 undertakes no obligation to update or revise publicly any forward-looking statements, whether as a result of new information, future events or otherwise.

Non-GAAP Financial Measures

In this presentation, HC2 refers to certain financial measures that are not presented in accordance with U.S. generally accepted accounting principles ("GAAP"), including Core Operating Subsidiary Adjusted EBITDA, Total Adjusted EBITDA (excluding Insurance) and Insurance AOI.

Management believes that Adjusted EBITDA measures provide investors with meaningful information for gaining an understanding of certain results as it is frequently used by the financial community to provide insight into an organization's operating trends and facilitates comparisons between peer companies, because interest, taxes, depreciation, amortization and the other items for which adjustments are made as noted in the definition of Adjusted EBITDA below can differ greatly between organizations as a result of differing capital structures and tax strategies. Adjusted EBITDA can also be a useful measure of a company's ability to service debt. In addition, management uses Adjusted EBITDA measures in evaluating certain of the Company's segments performance because they eliminate the effects of considerable amounts of noncash depreciation and amortization and items not within the control of the Company's operations managers. While management believes that these non-US GAAP measurements are useful as supplemental information, such adjusted results are not intended to replace our US GAAP financial results and should be read together with HC2's results reported under GAAP.

Management defines Adjusted EBITDA as Net income (loss) adjusted to exclude the impact of depreciation and amortization; amortization of equity method fair value adjustments at acquisition; (gain) loss on sale or disposal of assets; lease termination costs; asset impairment expense; (gain) loss on early extinguishment or restructuring of debt; interest expense; net gain (loss) on contingent consideration; other (income) expense, net; foreign currency transaction (gain) loss included in cost of revenue; income tax (benefit) expense; (gain) loss from discontinued operations; noncontrolling interest; bonus to be settled in equity; share-based compensation expense; acquisition and nonrecurring items; and other costs. Adjusted EBITDA excludes results of our Insurance segment. A reconciliation of Adjusted EBITDA to Net income (loss) is included in the financial tables at the end of this release.

Management recognizes that using Adjusted EBITDA as a performance measure has inherent limitations as an analytical tool as compared to net income (loss) or other U.S. GAAP financial measures, as these non-GAAP measures exclude certain items, including items that are recurring in nature, which may be meaningful to investors. As a result of the exclusions, Adjusted EBITDA should not be considered in isolation and do not purport to be alternatives to net income (loss) or other U.S. GAAP financial measures as a measure of our operating performance.

Management believes that Insurance AOI measures, used frequently in the insurance industry, provide investors with meaningful information for gaining an understanding of certain results and provides insight into an organization's operating trends and facilitates comparisons between peer companies.

Management defines Insurance AOI as Net income (loss) for the Insurance segment adjusted to exclude the impact of net investment gains (losses), including other-than-temporary impairment losses recognized in operations; asset impairment; intercompany elimination and acquisition and non-recurring items. Management believes that Insurance AOI provides a meaningful financial metric that helps investors understand certain results and profitability. While these adjustments are an integral part of the overall performance of the Insurance segment, market conditions impacting these items can overshadow the underlying performance of the business. Accordingly, we believe using a measure which excludes their impact is effective in analyzing the trends of our operations.

By accepting this document, each recipient agrees to and acknowledges the foregoing terms and conditions.



Envision. Empower. Execute.



Company Overview



Who We Are

- ◆ Diversified holding company
- ◆ Permanent capital
- ◆ Strategic and financial partner
- ◆ Team of visionaries



What We Do

- ◆ Buy and build companies
- ◆ Execute business plans
- ◆ Deliver sustainable value for shareholders



Why Invest in HC2?

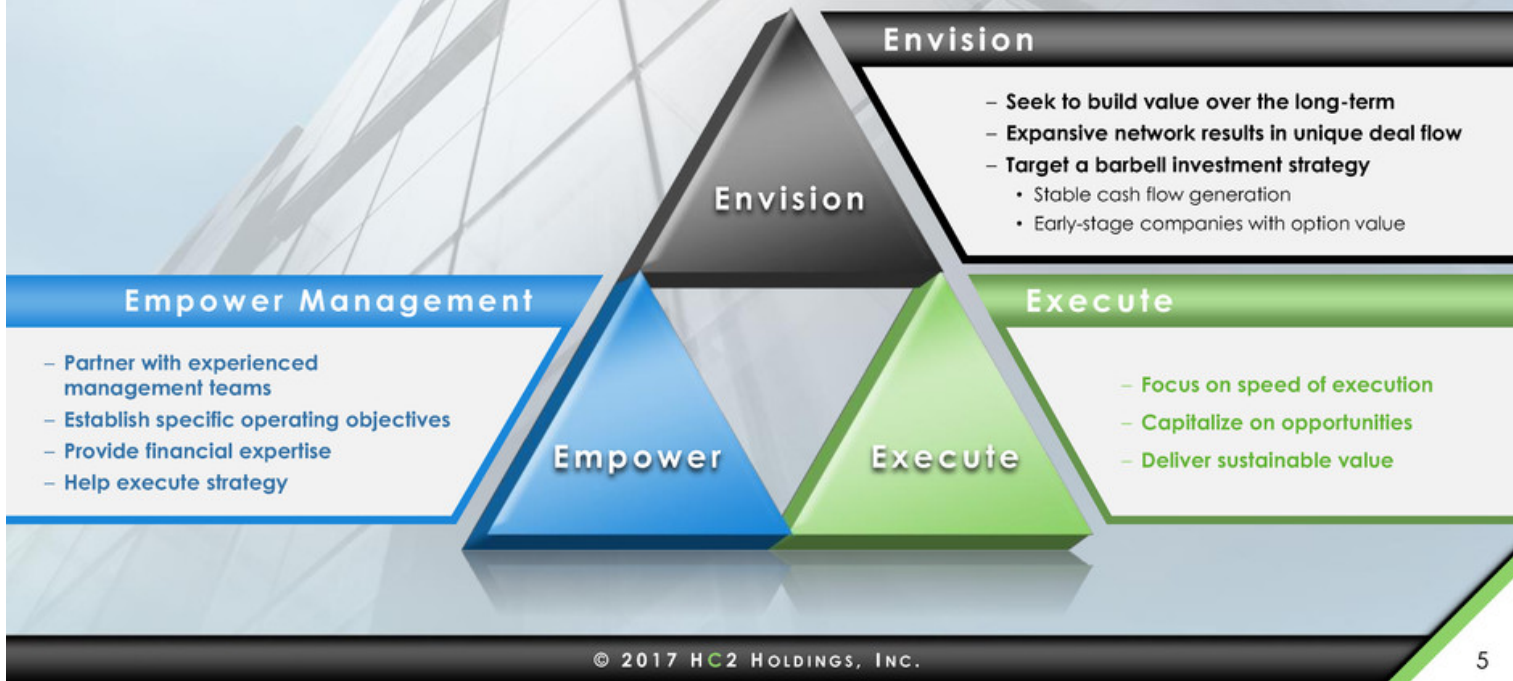
- ◆ **Leadership team has diverse network resulting in unique deal flow**
- ◆ **Unique combination of operating entities accessible through one investment**
 - Controlling stakes in leading, stable, cash flow generating businesses
 - Option value opportunities with significant equity upside potential
- ◆ **Long-term strategy allows management teams the ability to execute business plans**
- ◆ **Diversification across a number of industries**
- ◆ **Financial flexibility**



HC2 Value Philosophy

Clear focus on delivering sustainable value for all stakeholders

- ◆ Value operator with long-term outlook
- ◆ Acquire controlling equity interests in diverse industries creating value through growth in operating subsidiaries
- ◆ Strong capital base allows funding of subsidiary growth
- ◆ Speed of execution gives HC2 a competitive advantage over traditional private equity firms



HC2 Company Snapshot



Core Operating Subsidiaries

Construction: DBM GLOBAL (SCHUFF)

- ◆ One of the largest steel fabrication and erection companies in the U.S.
- ◆ Recently changed name to DBM Global Inc.
- ◆ Offers full suite of integrated steel construction and professional services
- ◆ 92% ownership



Marine Services: GMSL

- ◆ Leading provider of subsea cable installation, maintenance and protection in telecom, offshore power and oil & gas
- ◆ JV's with Huawei Marine Networks & S.B. Submarine Systems (China Telecom)
- ◆ Acquired 100% interest in offshore renewables specialist CWind
- ◆ 95% ownership



Energy: ANG

- ◆ Premier distributor of natural gas motor fuel throughout the U.S.
- ◆ Currently own or operate ~40 natural gas fueling stations throughout United States; Up from two stations since HC2's initial investment in August 2014
- ◆ 49.9% ownership



Telecom: PTGI ICS

- ◆ One of the largest International wholesale telecom service companies
- ◆ Global sales presence
- ◆ Internal and scalable offshore back office operations
- ◆ 100% ownership



Core Financial Services Subsidiaries

Insurance: CIG

- ◆ Executive Chair: James P. Corcoran
- ◆ Acquisition of American Financial Group's ("AFG") long-term care and life insurance businesses
- ◆ 100% ownership
- ◆ ~\$71m of statutory surplus
- ◆ ~\$85m total adjusted capital
- ◆ ~\$2.1b in total GAAP assets

Early Stage and Other Holdings

Life Sciences: PANSEND

- ◆ **MediBeacon:** Unique non-invasive real-time monitoring of kidney function
- ◆ **R2 Dermatology:** Medical device to brighten skin based on Mass. General Hospital technology
- ◆ **BeneVir:** Oncolytic viral immunotherapy for treatment of solid cancer tumors
- ◆ **Genovel:** Novel, Patented, "Mini Knee" and "Anatomical Knee" replacements
- ◆ **Triple Ring Technologies:** R&D engineering company specializing in medical devices, homeland security, imaging, sensors, optics, fluidics, robotics & mobile healthcare



Other:

- ◆ **Nerve:** Provider of video and image search technology for information extraction and powerful analytics applications
- ◆ **704Games (Formerly DMR)** Owns worldwide exclusive licensing rights to NASCAR® simulation style racing titles on interactive entertainment platforms





HC2 Executive Leadership Team

Philip A. Falcone

*Chairman of the Board,
Chief Executive Officer and President*

Michael J. Sena

Chief Financial Officer

Paul K. Voigt

Senior Managing Director

Paul L. Robinson

Chief Legal Officer & Corporate Secretary

Suzi Rafferty Herbst

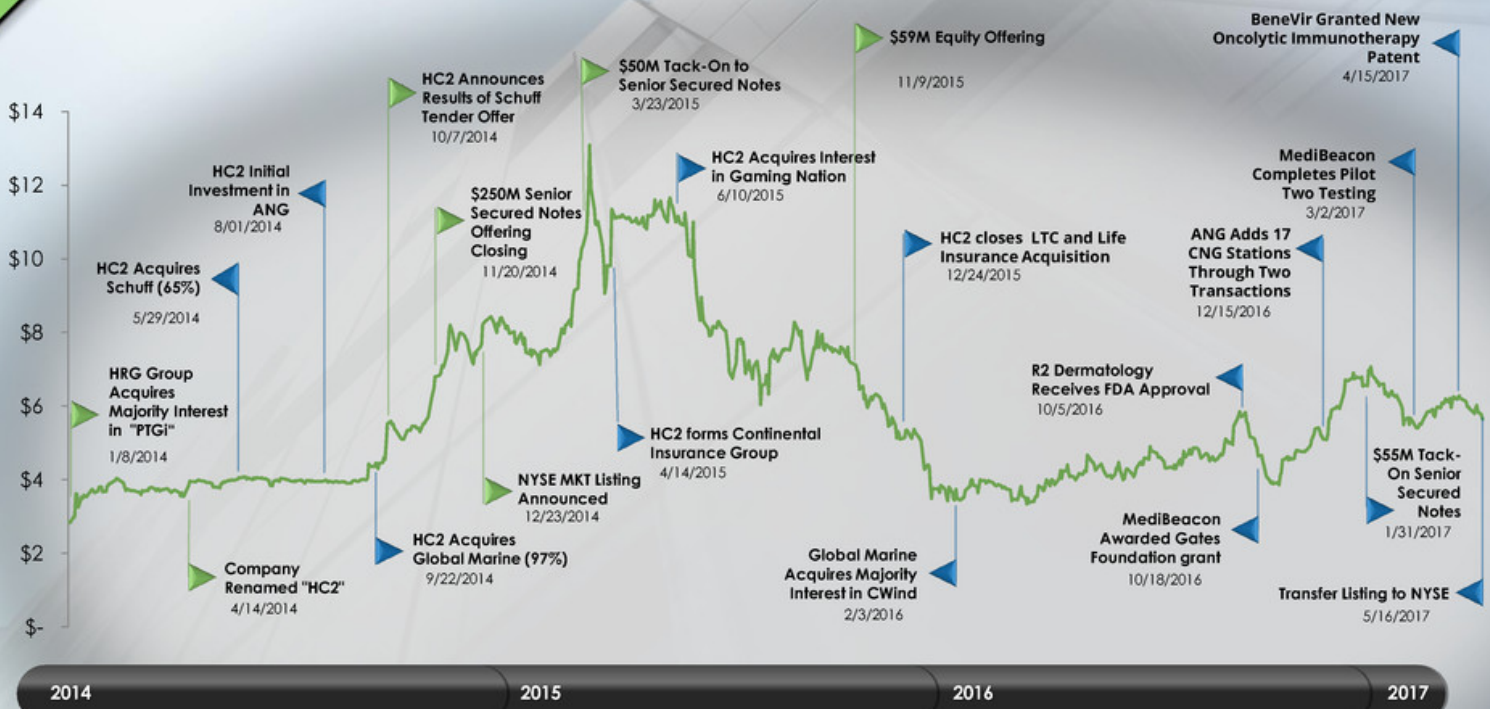
Chief Administrative Officer

Andrew G. Backman

Managing Director



HC2 Stock Performance & Timeline



Note: As a result of the Schuff Tender, HC2's ownership increased to 89% and subsequently through open market share purchases increased to 92%

© 2017 HC2 HOLDINGS, INC.



Envision. Empower. Execute.



Segment Detail



Sacramento Kings Arena

Business Description:

- ◆ DBM Global Inc. is focused on delivering world class, sustainable value to its clients through a highly collaborative portfolio of companies which provide better designs, more efficient construction and superior asset management solutions
- ◆ The Company offers integrated steel construction services from a single source and professional services which include design-assist, design-build, engineering, BIM participation, 3D steel modeling/detailing, fabrication, advanced field erection, project management and state-of-the-art steel management systems
- ◆ Major market segments include commercial, healthcare, convention centers, stadiums, gaming and hospitality, mixed use and retail, industrial, public works, bridges, transportation and international projects

Select Management:

- ◆ Rustin Roach – President and CEO
- ◆ Michael Hill – CFO and Treasurer
- ◆ Scott Sherman – VP, General Counsel



Apple World Headquarters

Select Customers:



	 SCHUFF STEEL	 SCHUFF STEEL MANAGEMENT COMPANY	 AITKEN	 pdc	 BDS VICON
Core Activities	<ul style="list-style-type: none"> ◆ The largest structural steel fabricator and erector in the U.S. ◆ In-house structural & design engineering expertise 	<ul style="list-style-type: none"> ◆ Provides structural steel fabrication & erection services for smaller projects leveraging subcontractors and in-house project managers 	<ul style="list-style-type: none"> ◆ Manufactures equipment for use in the petrochemical oil & gas industries, such as: pollution control scrubbers, tunnel liners, pressure vessels, strainers, filters & separators 	<ul style="list-style-type: none"> ◆ A highly experienced global Detailing and 3D BIM Modelling company 	<ul style="list-style-type: none"> ◆ A global Building Information Modelling (BIM), Steel Detailing and Rebar Detailing firm
Products and Service Offerings	<ul style="list-style-type: none"> ◆ Structural Steel fabrication ◆ Steel erection services ◆ Structural engineering & design services ◆ Preconstruction engineering services ◆ BIM (Building Information Modeling) ◆ Project Management (proprietary SIMS plat.) 	<ul style="list-style-type: none"> ◆ Structural Steel fabrication (subcontracted) ◆ Steel erection services (subcontracted) ◆ Project Management (proprietary SIMS platform) 	<ul style="list-style-type: none"> ◆ Design engineering ◆ Fabrication services 	<ul style="list-style-type: none"> ◆ Steel Detailing ◆ 3D BIM Modelling ◆ BIM Management ◆ Integrated Project Delivery (IPD) ◆ 3D Animation and Visualization 	<ul style="list-style-type: none"> ◆ Steel Detailing ◆ Rebar Detailing ◆ 3D BIM Modelling ◆ Connection Design ◆ Forensic Modelling & Animation
Industries Served	<ul style="list-style-type: none"> ◆ Commercial ◆ Conv. & Event Centers ◆ Energy ◆ Government ◆ Healthcare ◆ Industrial & Mining ◆ Infrastructure ◆ Leisure ◆ Retail ◆ Transportation 	<ul style="list-style-type: none"> ◆ Commercial ◆ Government ◆ Healthcare ◆ Leisure ◆ Retail ◆ Transportation 	<ul style="list-style-type: none"> ◆ Petrochemical ◆ Oil & gas infrastructure ◆ Pipelines 	<ul style="list-style-type: none"> ◆ Commercial ◆ Conv. & Event Centers ◆ Energy ◆ Government ◆ Healthcare ◆ Industrial & Mining ◆ Infrastructure ◆ Leisure ◆ Retail ◆ Transportation 	<ul style="list-style-type: none"> ◆ Commercial ◆ Conv. & Event Centers ◆ Energy ◆ Government ◆ Healthcare ◆ Industrial & Mining ◆ Infrastructure ◆ Leisure ◆ Retail ◆ Transportation



Global Marine Group - Business Description:

"Engineering a Clean and Connected Future"

- ◆ Leading provider of offshore marine engineering delivered via two business units:
 - Global Marine:** Focusing on the telecommunications sector
 - CWind:** Focused on offshore renewables and power
- ◆ Founded in 1850 - Headquartered in UK with major regional hub in Singapore and an established European base in Germany


Global Marine Highlights:

- ◆ Installed roughly 23% of the world's subsea fiber optic cable, amounting to 300,000km
- ◆ In maintenance, Global Marine benefits from long-term contracts with high renewal rates; Responsible for 385,000km of the total 1,200,000km of global in-service cable
- ◆ Significant opportunities in Telecom through 49% owned strategic joint ventures with Huawei Technologies (HMN) and China Telecom (SBSS)

CWind Highlights:

- ◆ Responsible for the Global Marine Group's power cable capabilities
- ◆ CWind delivers a broad spectrum of topside and subsea services to developers and has experience at over 40 wind farms to date
- ◆ CWind is strongly differentiated as the only integrated service provider
- ◆ CWind is recognized for having the most fuel efficient CTV fleet in the market

Select Customers:





Global Marine Group – Company Snapshot



GLOBAL MARINE | GROUP



	<u>Maintenance</u>	<u>Installation</u>	<u>Wind Farm</u>	<u>Power Cable</u>
Core Activities	<ul style="list-style-type: none"> ◆ Provision of vessels on standby to repair fiber optic telecom cables in defined geographic zones ◆ Location of fault, cable recovery, jointing and re-deployment of cables ◆ Operation of depots storing cable and spare parts across the globe ◆ Management of customer data through the life of the cable system 	<ul style="list-style-type: none"> ◆ Provision of turnkey repeated telecom systems via Huawei Marine Networks ("HMN") joint-venture ◆ Installation contracts for telecom customers ◆ Services include route planning, route survey, cable mapping, route engineering, laying, trenching and burial at all depths ◆ Fiber optic communications and power infrastructure to offshore platforms ◆ Permanent Reservoir Monitoring ("PRM") systems 	<ul style="list-style-type: none"> ◆ Offshore wind planning, construction and operations & maintenance support services ◆ Fleet of Crew Transfer Vessels (CTVs) which have a historically high utilisation and are positioned 4th in the overall CTV market ◆ Over 250 certified & experienced personnel including technicians, riggers, slingers, lifting supervisors & foremen ◆ Offshore training facility 	<ul style="list-style-type: none"> ◆ Installation for inter-array power cables for offshore wind market ◆ Maintenance provision, including cable storage, power joint development and vessel availability ◆ Offshore wind planning, Interconnector installation ◆ Services include route planning, route survey, cable mapping, route engineering, laying, trenching and burial at all depths
Vessels	<ul style="list-style-type: none"> ◆ Cable Retriever ◆ Pacific Guardian ◆ Wave Sentinel ◆ Cable Innovator 	<ul style="list-style-type: none"> ◆ CS Sovereign ◆ CS Recorder ◆ Networker 	<ul style="list-style-type: none"> ◆ 18 Crew Transfer Vessels in CWind Fleet 	<ul style="list-style-type: none"> ◆ CS Sovereign
Joint Venture	<ul style="list-style-type: none"> ◆ Sino British Submarine Systems in Asia (SBSS); Joint venture (49%) with China Telecom ◆ International Cables Pte Ltd ("ICPL") ◆ Joint venture (30%) with SingTel and ASEAN Cables Pte Ltd ◆ SCDPL: Joint venture (40%) with SingTel 	<ul style="list-style-type: none"> ◆ Huawei Marine Networks; Joint venture (49%) with Huawei Technologies ◆ Sino British Submarine Systems in Asia (SBSS); Joint venture (49%) with China Telecom 	<ul style="list-style-type: none"> ◆ National Wind Farm Training Centers (100%) 	<ul style="list-style-type: none"> ◆ Sino British Submarine Systems in Asia; Joint venture (49%) with China Telecom

Designs, builds, owns, operates and maintains compressed natural gas commercial fueling stations for transportation



- ◆ **Current ownership 49.9% with ability to increase to 63%**
- ◆ **In-depth experience in the natural gas fueling industry**
- ◆ **Building a premier nationwide network of publically accessible heavy duty CNG fueling stations throughout the United States designed and located to serve fleet customers**
 - Recently acquired 18 CNG stations from Questar Fueling Co. and Constellation CNG
 - Currently ~40 stations owned and/or operated
 - Expect to expand station footprint via organic and select M&A opportunities
- ◆ **American transportation sector is rapidly converting from foreign-dependent diesel fuel to clean burning natural gas:**
 - Dramatically reduces emissions
 - Extends truck life
 - Significantly reduces fuel cost
- ◆ **Given the cost effectiveness of CNG, its environmental friendliness and the abundance of natural gas reserves in the United States, CNG is the best candidate for alternatives to gasoline and diesel for the motor vehicle market**



Leading international wholesale telecom service company providing voice and data call termination to the telecom industry worldwide



- ◆ **Provides transit and termination of telephone calls through its own global network of next-generation IP soft switches and media gateways, connecting the networks of incumbent telephone companies, mobile operators and OTT companies worldwide**
- ◆ **Restructured in 2014 PTGi ICS now delivers industry leading technology via best of breed sales and operational support teams**
 - 1Q17: Eighth consecutive quarter of positive Adjusted EBITDA
- ◆ **In business since 1997, recognized as a trusted business partner globally**
- ◆ **Headquartered in Herndon, Virginia with representation across North America, South America, the Middle East and Europe**



Continental Insurance Group – Company Snapshot

April 2015: HC2 established Continental Insurance Group (“CIG”) as its insurance platform led by industry veteran Jim Corcoran, as Executive Chairman

December 2015: HC2 completed the acquisition of American Financial Group’s long-term care and life insurance businesses, United Teacher Associates Insurance Company and Continental General Insurance Company

- ◆ **The formation of Continental Insurance Group (“CIG”) to invest in the long-term care and life insurance sector is consistent with HC2’s overall strategy of taking advantage of dislocated and undervalued operating businesses**
- ◆ **Through CIG, HC2 intends to build an attractive platform of insurance businesses**
- ◆ **James P. Corcoran, Executive Chair, has extensive experience in the insurance industry on both the corporate and regulatory side as the former Superintendent of Insurance of the State of New York**
- ◆ **Combined measures as of March 31, 2017:**
 - Statutory Surplus ~\$71 million
 - Total Adjusted Capital ~\$85 million
 - GAAP Assets of ~\$2.1 billion
- ◆ **Completed merging CGI and UTA into one legal entity (12/16)**
 - Beneficial to statutory capital

HC2's Life Sciences Segment Is Focused on the Development of Innovative Healthcare Technologies and Products

BeneVir

- ◆ 80% equity ownership of company focused on immunotherapy; Oncolytic virotherapy for treatment of solid cancer tumors
- ◆ Founded by Dr. Matthew Mulvey & Dr. Ian Mohr (who co-developed T-Vec); Biovex (owner of T-Vec) acquired by Amgen for ~\$1 billion
- ◆ BeneVir's T-Stealth is a second generation oncolytic virus with new features and new intellectual property
- ◆ BeneVir holds exclusive worldwide license to develop BV-2711 (T-Stealth)
- ◆ Granted new patent entitled "*Oncolytic Herpes Simplex Virus and Therapeutic Uses Thereof*", covering the composition of matter for Stealth-1H, BeneVir's lead oncolytic immunotherapy, as well as other platform assets (2Q17)



- ◆ 71% equity ownership of dermatology company focused on lightening and brightening skin
- ◆ Founded by Pansend in partnership with Mass. General Hospital and inventors Dr. Rox Anderson, Dieter Manstein and Dr. Henry Chan
- ◆ Over \$20 billion global market
- ◆ Received Food and Drug Administration (FDA) approval for the R2 Dermal Cooling System (4Q16)

GENOVEL

- ◆ 77% equity ownership in company with unique knee replacements based on technology from Dr. Peter Walker, NYU Dept. of Orthopedic Surgery and one of the pioneers of the original Total Knee.
- ◆ "Mini-Knee" for early osteoarthritis of the knee; "Anatomical Knee" – A Novel Total Knee Replacement
- ◆ Strong patent portfolio

MediBeacon

- ◆ 45% equity ownership in company with unique technology and device for monitoring of real-time kidney function
- ◆ Current standard diagnostic tests measure kidney function are often inaccurate and not real-time
- ◆ MediBeacon's Optical Renal Function Monitor will be first and only, non-invasive system to enable real-time, direct monitoring of renal function at point-of-care
- ◆ \$3.5 billion potential market
- ◆ Successfully completed a key clinical study of its unique, real-time kidney monitoring system on subjects with impaired kidney function at Washington University in St. Louis. (1Q17)



- ◆ Profitable technology and product development company
- ◆ Areas of expertise include medical devices, homeland security, imaging systems, sensors, optics, fluidics, robotics and mobile healthcare
- ◆ Located in Silicon Valley and Boston area with over 90,000 square feet of working laboratory and incubator space
- ◆ Contract R&D market growing rapidly
- ◆ Customers include Fortune 500 companies and start-ups



704Games (Formerly Dusenberry Martin Racing (DMi, Inc.))

On December 31, 2014, HC2 / DMR (re-branded 704Games) completed a \$6 million asset purchase agreement to acquire worldwide exclusive licensing rights to NASCAR® simulation style racing titles on interactive entertainment platforms



- ◆ Owns all the code, artwork and animation previously developed for legacy games
- ◆ Headquartered in Charlotte, NC in NASCAR® Hall of Fame building
- ◆ License also extends to NASCAR® racetracks and all the leading NASCAR® race teams and drivers
- ◆ Since inception, 704Games developed an all-new NASCAR® racing simulation game, NASCAR Heat Evolution, for PlayStations 4, Xbox One and PC, as well as NASCAR-themed mobile trivia and slots games
- ◆ In April, 2016, DMR secured \$8.0m in additional equity growth capital from consortium of new investors including superstar drivers Joey Logano and Brad Keselowski
- ◆ NASCAR® Heat Evolution successfully released on September 13, 2016
- ◆ NASCAR® Heat Evolution announced 2017 Team Update available February 21, 2017
 - Team & Roster Updates, New Drivers, New Paint Schemes, 2017 NASCAR® Schedule, etc.
- ◆ DMR Re-brands to 704Games – Appoints racing industry veteran Paul Brooks as CEO and Brad Keselowski to Board of Directors (March 2017)
- ◆ 704Games releases NASCAR® Heat Evolution Mobile game (May 2017)



In October 2014, HC2 made an initial contribution of \$5 million in convertible preferred equity



Subsequent financing increased the total to \$7.2 million

- ◆ Headquartered in Buffalo, New York
- ◆ Nervve has developed the fastest, most accurate video and image search technology in the world; Able to search an hour of video in less than five seconds
- ◆ The core technology utilizes a search by example methodology to automatically search massive amounts of video and image data for objects of interest. It will potentially change the way people think of search engine capabilities
- ◆ In the era of Big Data, Nervve is revolutionizing the way organizations are able to exploit massive amounts of video and images, benefitting social media platforms, media and entertainment companies, the DoD/Intel Community, public safety and any digital advertising platform
- ◆ In January 2014, Nervve entered into a strategic agreement with In-Q-Tel, the independent investment firm that identifies innovative technology solutions to support the missions of the U.S. Intelligence Community



Envision. Empower. Execute.

Appendix:
1Q17 Highlights /
Select Financial Data



1Q17 Highlights and Recent Developments

- ◆ **Solid first quarter results once again highlight the unique value HC2 brings to the market with our diverse, uncorrelated industry holdings**
 - **Construction:** ~\$500 million backlog; ~\$800 million inclusive of contracts awarded, but not yet signed; ~\$350 million of additional potential opportunities that could be awarded including sporting arenas/stadiums, healthcare facilities, commercial office buildings and convention centers
 - **Marine Services:** Very strong joint venture performance, in particular Huawei Marine; Solid telecom maintenance results; Incremental offshore power installation and maintenance revenues; Awarded Atlantic Cable Maintenance Agreement extension ("ACMA"); Added new telecom installation ship to support Huawei Marine joint venture
 - **Telecommunications:** Continued growth in wholesale volumes and customer expansion
 - **Energy:** Continued growth due to increase in number of fueling stations owned and/or operated
- ◆ **Adjusted EBITDA for Core Operating Subsidiaries***
 - \$27.8 million in First Quarter, as compared to \$12.7 million in the year-ago quarter
- ◆ **Cash and Investments as of March 31, 2017:**
 - \$1.6 billion of consolidated cash, cash equivalents and investments, which includes the Insurance segment; essentially unchanged from prior quarter
 - \$92.3 million in Consolidated Cash (excluding Insurance segment)
- ◆ **Cumulative outstanding Preferred Equity of \$30.0 million at March 31, 2017; Further reduced to \$26.7 million subsequent to quarter end from \$55.0 million of total preferred issued**

* Core Operating Subsidiaries include: Construction, Marine Services, Telecommunications and Energy. Construction formerly Manufacturing; Energy formerly Utilities.

© 2017 HC2 HOLDINGS, INC.

HC2 Segment Overview

HC2

Core Operating Subsidiaries

Construction: DBM GLOBAL (SCHUFF)

- ◆ 1Q17 Revenue: \$112.7m
- ◆ 1Q17 Adjusted EBITDA: \$8.6m
- ◆ Backlog \$498m; \$800 million with contracts awarded, but not yet signed
- ◆ Solid long-term pipeline with additional ~\$350 million in potential project value that could be awarded over next several quarters



Marine Services: GMSL

- ◆ 1Q17 Revenue: \$44.2m
- ◆ 1Q17 Adjusted EBITDA: \$16.3m
- ◆ Very strong joint venture performance; Solid telecom maintenance, off shore power installation & maintenance performance
- ◆ Positive long-term telecom installation and offshore power opportunities



Energy: ANG

- ◆ 1Q17 Revenue: \$4.3m
- ◆ 1Q17 Adjusted EBITDA: \$1.2m
- ◆ Delivered 2,790,000 Gasoline Gallon Equivalents (GGEs) in 1Q17 vs. 798,000 GGEs in 1Q16
- ◆ ~40 stations currently owned and / or operated vs. two stations at time of HC2's initial investment in 3Q14



Telecom: PTGI ICS

- ◆ 1Q17 Revenue: \$191.7m
- ◆ 1Q17 Adjusted EBITDA: \$1.7m
- ◆ Continued growth in wholesale traffic volumes, delivered in part by the changing regulatory environment throughout Europe, combined with continued business growth in the Middle East



Core Financial Services Subsidiaries

Insurance: CIG

- ◆ ~\$71m of statutory surplus
- ◆ ~\$85m total adjusted capital
- ◆ ~\$2.1b in total GAAP assets
- ◆ Recently completed merging CGI and UTA into one legal entity; meaningful cost savings, lower required statutory capital (4Q16)
- ◆ Platform for growth through additional M&A

Early Stage and Other Holdings

Life Sciences: PANSEND

- ◆ **MediBeacon:** Completed "Pilot Two" Clinical Study at Washington University in St. Louis (1Q17)
- ◆ **R2 Dermatology:** Received FDA Approval for R2 Dermal Cooling System (4Q16)
- ◆ **BeneVir:** Granted additional patent protecting oncolytic immunotherapy Stealth-1H & other assets (2Q17)
- ◆ **Genovel:** Novel, Patented, "Mini Knee" and "Anatomical Knee" replacements
- ◆ **Triple Ring Technologies:** R&D engineering company specializing in medical devices, homeland security, imaging, sensors, optics, fluidics, robotics & mobile healthcare



Other:

- ◆ **Nerve**
Provider of video and image search technology for information extraction and powerful analytics applications
- ◆ **704Games (Formerly DMR)**
NASCAR® Heat Mobile launched on IOS and Android (5/17)





Segment Financial Summary

Adjusted EBITDA for Core Operating Subsidiaries \$27.8m versus \$12.7m in year-ago-quarter

(\$m)		Q1 2017	Q1 2016
Adjusted EBITDA	Core Operating Subsidiaries		
	Construction	\$8.6	\$11.5
	Marine Services	16.3	0.5
	Energy	1.2	0.4
	Telecom	1.7	0.3
	Total Core Operating	\$27.8	\$12.7
	Early Stage and Other Holdings		
	Life Sciences	(\$4.1)	(\$2.6)
	Other	(1.2)	(4.0)
	Total Early Stage and Other	(\$5.2)	(\$6.6)
Non-Operating Corporate	(\$5.9)	(\$5.7)	
Total HC2 (excluding Insurance)	\$16.7	\$0.3	
Adjusted Operating Income	Core Financial Services		
	Insurance	(\$1.0)	(\$2.6)

Note: Reconciliations of Adjusted EBITDA and Adjusted Operating Income to U.S. GAAP Net Income in appendix. Table may not foot due to rounding. Adjusted Operating Income for Q1 2016 has been adjusted to exclude certain intercompany eliminations to better reflect the results of the insurance segment, and remain consistent with internally reported metrics. Additional details in appendix. Q1 2016 benefitted from the release of valuation allowance impacting the net tax provision.

All data as of March 31, 2017 unless otherwise noted.
Construction formerly Manufacturing; Energy formerly Utilities

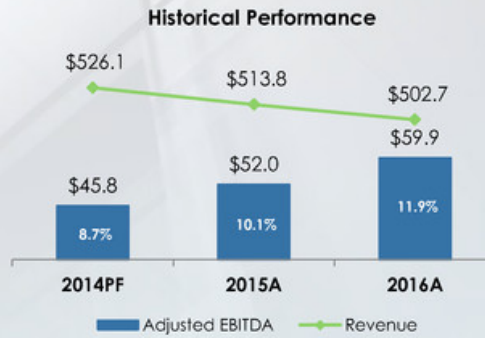
© 2017 HC2 HOLDINGS, INC.

First Quarter Update

- ◆ 1Q17 Net Income: \$3.2m versus \$4.4m for 1Q16
- ◆ 1Q17 Adjusted EBITDA: \$8.6m versus \$11.5m for 1Q16 driven in part by delays caused by design changes on existing projects in backlog
- ◆ Pacific region continues to remain strong
- ◆ Reported backlog: \$498m; Taking into consideration awarded, but not yet signed contracts, backlog would have been nearly \$800m
- ◆ Continue to see large opportunities totaling ~\$350 million that could be awarded over next several quarters including new sporting arenas or stadiums, healthcare facilities, commercial office buildings and convention centers

Strategic Initiatives

- ◆ Continue to select profitable, strategic and "core competency" jobs, not all jobs
- ◆ Solid long-term pipeline of prospective projects; No shortage of transactions to evaluate
- ◆ Commercial / Stadium / Healthcare sectors remain strong
- ◆ Opportunities to add higher margin, value added services to overall product offering



First Quarter Update

- ◆ 1Q17 Net Income: \$11.2m versus a Net Loss of (\$5.9)m for 1Q16
- ◆ 1Q17 Adjusted EBITDA: \$16.3m versus \$0.5m for 1Q16
- ◆ Very strong 1Q17 performance from Joint Ventures, in particular Huawei Marine
- ◆ Strong telecom maintenance revenues driven by higher vessel utilization
- ◆ Solid CWind offshore power installation and maintenance revenues:
 - Continued offshore power installation revenues as a result of re-entry into market (Wikingen)
 - Completed first cable power repair project re-connecting Silly islands to mainland UK
- ◆ Announced five-year contract extension for Atlantic Cable Maintenance Agreement ("ACMA")
- ◆ Entered into agreement to charter Maersk Recorder to support expected growth in Huawei Marine Joint Venture

Strategic Initiatives



HUAWEI MARINE

49% ownership

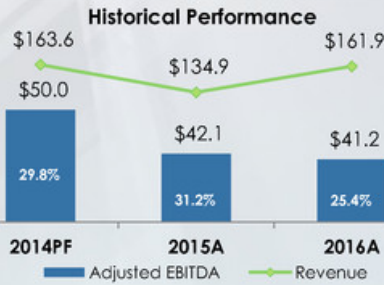
Total HMN*	2016	2015	2014
Revenue	~\$207m	~\$203m	~\$88m
Profit	~\$25m	~\$14m	~\$2m
Cash / Equivalents	~\$48m	~\$27m	~\$16m



SBSS

49% ownership

- ◆ Joint Venture established in 1995 with China Telecom
- ◆ China's leading provider of submarine cable installation
- ◆ Located in Shanghai and possesses a fleet of advanced purpose-built cable ships

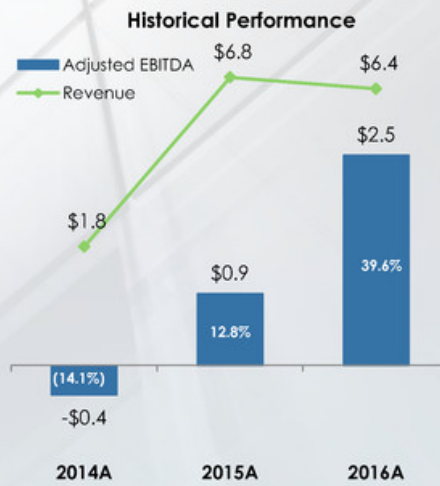


Note: 2014 PF Adj. EBITDA inclusive of approx. \$10m offshore power installation vs. minimal contribution in 2015 & 1H16 as a result of Pysysian agreement which expired in 4Q15

Currency Exchange: CNY:USD 1.0, 129
All data as of March 31, 2017 unless otherwise noted

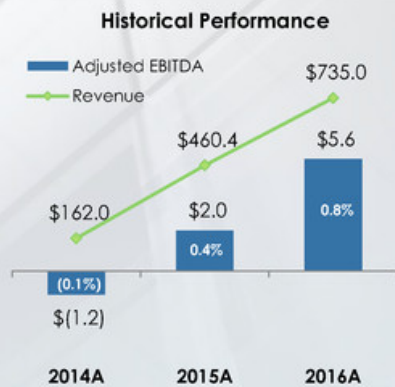
First Quarter Update

- ◆ 1Q17 Net Loss: (\$0.7)m versus (\$0.03)m for 1Q16
- ◆ 1Q17 Adjusted EBITDA: \$1.2m versus \$0.4m for 1Q16
- ◆ Delivered 2,790,000 Gasoline Gallon Equivalents (GGEs) in the first quarter versus 798,000 GGEs in the year-ago quarter, due primarily to newly developed and acquired CNG fueling stations
- ◆ ~40 stations currently owned and / or operated or under development versus 2 stations at time of initial investments (3Q14)
- ◆ Focused on increasing volumes at existing stations, while also expanding geographic footprint through both internal / organic growth and strategic M&A opportunities



First Quarter Update

- ◆ Strong quarterly results again due to continued growth in wholesale traffic volumes, in part delivered by the changing regulatory environment throughout the European market, combined with continued business growth driven by new routing, especially in the Middle East, and growing relations with existing customers.
 - 1Q17 Net Income: \$1.5m versus \$1.2m for 1Q16
 - 1Q17 Adjusted EBITDA: \$1.7m versus \$0.3m for 1Q16
 - 8th consecutive quarter of positive Adjusted EBITDA
- ◆ One of the key objectives: leverage the infrastructure and management expertise within PTGi-ICS
 - Over 800+ wholesale interconnections globally provides HC2 the opportunity to leverage the existing cost effective infrastructure by bolting on higher margin products and M&A opportunities
 - A focused strategic initiative has been launched within PTGi-ICS to identify potential M&A opportunities





First Quarter Update

- ◆ Continental Insurance, Inc. (CII) serves as a platform for run-off LTC books of business and for acquiring additional run-off LTC businesses
 - 1Q17 Net Loss: (\$0.8)m versus Net Loss: (\$7.5)m for 1Q16
 - 1Q17 Adjusted Operating Income: (\$1.0)m versus 1Q16 Adjusted Operating Income (\$2.6)m
 - ~\$71m statutory surplus at end of first quarter
 - ~\$85m total adjusted capital at end of first quarter
 - ~\$2.1b in total GAAP assets at March 31, 2017
 - Recently completed merging CGI and UTA into one legal entity; Beneficial to statutory capital
- ◆ CII Strategy:
 - A concentrated focus on LTC and acquisitions of additional books of run-off LTC business
 - A platform to provide a vehicle for multi-line insurers who do not consider LTC a core business segment to exit the market
 - Enhancing efficiency and effectiveness through scale and a concentrated focus on LTC

HC2's Life Sciences Segment Is Focused on the Development of Innovative Healthcare Technologies and Products

BeneVir

- ◆ 80% equity ownership of company focused on immunotherapy; Oncolytic virotherapy for treatment of solid cancer tumors
- ◆ Founded by Dr. Matthew Mulvey & Dr. Ian Mohr (who co-developed T-Vec); Biovex (owner of T-Vec) acquired by Amgen for ~\$1 billion
- ◆ BeneVir's T-Stealth is a second generation oncolytic virus with new features and new intellectual property
- ◆ BeneVir holds exclusive worldwide license to develop BV-2711 (T-Stealth)
- ◆ Granted new patent entitled "Oncolytic Herpes Simplex Virus and Therapeutic Uses Thereof", covering the composition of matter for Stealth-1H, BeneVir's lead oncolytic immunotherapy, as well as other platform assets (2Q17)



- ◆ 71% equity ownership of dermatology company focused on lightening and brightening skin
- ◆ Founded by Pansend in partnership with Mass. General Hospital and inventors Dr. Rox Anderson, Dieter Manstein and Dr. Henry Chan
- ◆ Over \$20 billion global market
- ◆ Received Food and Drug Administration (FDA) approval for the R2 Dermal Cooling System (4Q16)

GENOVEL

- ◆ 77% equity ownership in company with unique knee replacements based on technology from Dr. Peter Walker, NYU Dept. of Orthopedic Surgery and one of the pioneers of the original Total Knee.
- ◆ "Mini-Knee" for early osteoarthritis of the knee; "Anatomical Knee" – A Novel Total Knee Replacement
- ◆ Strong patent portfolio

MediBeacon

- ◆ 45% equity ownership in company with unique technology and device for monitoring of real-time kidney function
- ◆ Current standard diagnostic tests measure kidney function are often inaccurate and not real-time
- ◆ MediBeacon's Optical Renal Function Monitor will be first and only, non-invasive system to enable real-time, direct monitoring of renal function at point-of-care
- ◆ \$3.5 billion potential market
- ◆ Successfully completed a key clinical study of its unique, real-time kidney monitoring system on subjects with impaired kidney function at Washington University in St. Louis. (1Q17)



- ◆ Profitable technology and product development company
- ◆ Areas of expertise include medical devices, homeland security, imaging systems, sensors, optics, fluidics, robotics and mobile healthcare
- ◆ Located in Silicon Valley and Boston area with over 90,000 square feet of working laboratory and incubator space
- ◆ Contract R&D market growing rapidly
- ◆ Customers include Fortune 500 companies and start-ups



Notable Financial and Other Updates

- ◆ **Collateral Coverage Ratio at Quarter End Exceeded 2.0x**
- ◆ **\$92.3 million in Consolidated Cash (excluding Insurance segment)**
 - \$27.0 million Corporate Cash
- ◆ **\$9.2 million from DBM Global Received From Special Dividend in First Quarter**
 - Subsequent to the end of the first quarter, DBM Global announced an additional \$5.0 million cash dividend, of which HC2 will receive ~\$4.5 million in the second quarter
- ◆ **Cumulative Outstanding Amount of Preferred Equity \$30.0 million at March 31, 2017**
 - Further reduced to \$26.7 million subsequent to quarter end from \$55.0 million of total preferred issued
- ◆ **\$55 million 11% Senior Secured Notes Offering Completed in First Quarter**
 - Offering well oversubscribed – Upsized from \$45 million – Priced at par
 - Proceeds used to refinance Bridge Note for ANG acquisitions of Constellation CNG and Questar Fueling
- ◆ **Intend to Transfer Common Stock Listing to New York Stock Exchange from NYSE MKT**
 - Effective May 16, 2017
 - Under current ticker "HCHC"

(\$m)	Sheet (at March 31, 2017)
Market Cap ⁽¹⁾	\$229.7
Preferred Equity	\$30.0
Total Debt	\$362.0
Corporate Cash ⁽²⁾	\$27.0
Enterprise Value ⁽³⁾	\$594.7

(1) Market capitalization on a fully diluted basis, excluding preferred equity, using a common stock price per share of \$5.45 on May 9, 2017

(2) Cash and cash equivalents

(3) Enterprise Value is calculated by adding market capitalization, total preferred equity and total debt amounts, less Corporate cash



Envision. Empower. Execute.



**Appendix:
Reconciliations**



Reconciliation of U.S. GAAP Net Income (Loss) to Adjusted EBITDA Three Months Ended March 31, 2017

(in thousands)

Three Months Ended March 31, 2017

	Core Operating Subsidiaries				Early Stage & Other		Non-operating Corporate	Total HC2
	Construction	Marine Services	Energy	Telecom	Life Sciences	Other & Elimination		
Net Income (loss) attributable to HC2 Holdings, Inc.								\$ (14,496)
Less: Net Income (loss) attributable to HC2 Holdings Insurance Segment								(761)
Net Income (loss) attributable to HC2 Holdings, Inc., excluding Insurance Segment	\$ 3,203	\$ 11,152	\$ (697)	\$ 1,502	\$ (3,410)	\$ (5,430)	\$ (20,055)	\$ (13,735)
Adjustments to reconcile net income (loss) to Adjusted EBITDA:								
Depreciation and amortization	1,640	5,085	1,248	97	38	330	16	8,454
Depreciation and amortization (included in cost of revenue)	1,240	-	-	-	-	-	-	1,240
Amortization of equity method fair value adjustment at acquisition	-	(325)	-	-	-	-	-	(325)
(Gain) loss on sale or disposal of assets	(248)	(3,500)	(4)	-	-	-	-	(3,752)
Lease termination costs	-	194	-	-	-	-	-	194
Interest expense	207	1,302	136	9	-	2,391	10,070	14,115
Net loss on contingent consideration	-	-	-	-	-	-	231	231
Other (income) expense, net	(21)	1,065	1,120	74	(4)	2,115	44	4,393
Foreign currency (gain) loss (included in cost of revenue)	-	24	-	-	-	-	-	24
Income tax (benefit) expense	2,079	510	13	-	-	-	2,177	4,779
Noncontrolling interest	263	494	(747)	-	(791)	(605)	-	(1,386)
Share-based payment expense	-	345	91	-	92	29	962	1,519
Acquisition and nonrecurring items	245	-	-	-	-	-	693	938
Adjusted EBITDA	\$ 8,608	\$ 16,346	\$ 1,160	\$ 1,682	\$ (4,075)	\$ (1,170)	\$ (5,862)	\$ 16,689
Total Core Operating Subsidiaries	\$ 27,796							



Reconciliation of U.S. GAAP Net Income (Loss) to Adjusted EBITDA Three Months Ended March 31, 2016

(in thousands)

Three Months Ended March 31, 2016

	Core Operating Subsidiaries				Early Stage & Other		Non-operating Corporate	Total HC2
	Construction	Marine Services	Energy	Telecom	Life Sciences	Other & Elimination		
Net Income (loss) attributable to HC2 Holdings, Inc.								\$ (30,462)
Less: Net Income (loss) attributable to HC2 Holdings Insurance Segment								(7,496)
Net Income (loss) attributable to HC2 Holdings, Inc., excluding Insurance Segment	\$ 4,384	\$ (5,918)	\$ (27)	\$ 1,202	\$ 1,298	\$ (10,494)	\$ (13,409)	\$ (22,966)
<i>Adjustments to reconcile net income (loss) to Adjusted EBITDA:</i>								
Depreciation and amortization	529	5,155	429	106	19	336	-	6,574
Depreciation and amortization (Included in cost of revenue)	1,933	-	-	-	-	-	-	1,933
Amortization of equity method fair value adjustment at acquisition	-	(358)	-	-	-	-	-	(358)
(Gain) loss on sale or disposal of assets	904	(17)	-	-	-	-	-	887
Interest expense	310	1,070	9	-	-	-	8,937	10,326
Other (income) expense, net	(44)	612	(31)	(1,025)	(3,221)	6,005	(1,611)	686
Foreign currency (gain) loss (Included in cost of revenue)	-	(147)	-	-	-	-	-	(147)
Income tax (benefit) expense	3,445	(640)	-	-	-	(1)	(4,226)	(1,422)
Noncontrolling interest	61	(155)	(22)	-	(720)	(44)	-	(880)
Share-based payment expense	-	609	14	-	22	160	2,386	3,191
Acquisition and nonrecurring items	-	266	27	-	-	1	2,201	2,495
Adjusted EBITDA	\$ 11,522	\$ 477	\$ 399	\$ 283	\$ (2,602)	\$ (4,038)	\$ (5,722)	\$ 319
Total Core Operating Subsidiaries	\$ 12,681							



Reconciliation of U.S. GAAP Net Income (Loss) to Insurance AOI Three Months Ended March 31, 2017 and 2016

(in thousands)

	Three Months Ended March 31,	
	2017	2016
Net loss - Insurance segment	(761)	(7,496)
Effect of investment (gains) losses	(781)	4,875
Asset impairment expense	522	—
Insurance AOI	\$ (1,019)	\$ (2,621)

The calculation of Insurance Net Loss has been revised to exclude adjustments for intercompany eliminations as they are not considered relevant in evaluating the performance of our Insurance segment. For first quarter 2016, this resulted in a change to the previously reported Insurance loss of (\$12.3) million for the quarter to a loss of (\$7.5) million.

The calculation of Insurance AOI has been revised to exclude adjustments for intercompany eliminations as they are not considered relevant in evaluating the performance of our Insurance segment. For first quarter 2016, this resulted in a change to the previously reported Insurance AOI loss of (\$3.6) million for the quarter to a loss of (\$2.6) million.



Envision. Empower. Execute.

Appendix: Biographies



HC2 Executive Leadership Team

Philip A. Falcone

*Chairman of the Board
Chief Executive Officer
President*

- ◆ Served as a director of HC2 since January 2014 and Chairman of the Board, Chief Executive Officer and President of HC2 since May 2014
- ◆ Served as a director, Chairman of the Board and Chief Executive Officer of HRG Group Inc. ("HRG") from July 2009 to December 2014
- ◆ From July 2009 to June 2011, served as the President of HRG
- ◆ Chief Investment Officer and Chief Executive Officer of Harbinger Capital Partners, LLC ("Harbinger Capital")
- ◆ Before founding Harbinger Capital in 2001, managed the High Yield and Distressed trading operations for Barclays Capital from 1998 to 2000
- ◆ Received an A.B. in Economics from Harvard University



HC2 Executive Leadership Team

Michael J. Sena

Chief Financial Officer

- ◆ Chief Financial Officer of HC2 since June 2015
- ◆ Served as the Chief Accounting Officer of HRG from November 2012 to May 2015
- ◆ From January 2009 to November 2012, held various accounting and financial reporting positions with the Reader's Digest Association, Inc., last serving as Vice President and North American Controller
- ◆ Served as Director of Reporting and Business Processes for Barr Pharmaceuticals from July 2007 until January 2009
- ◆ Held various positions with PricewaterhouseCoopers
- ◆ Mr. Sena is a Certified Public Accountant and holds a Bachelor of Science in Accounting from Syracuse University

Paul K. Voigt

Senior Managing Director

- ◆ Senior Managing Director of HC2 since May 2014
- ◆ Prior to joining HC2, served as Executive Vice President on the sales and trading desk at Jefferies from 1996 to 2013
- ◆ Served as Managing Director on the High Yield sales desk at Prudential Securities from 1988 to 1996
- ◆ Mr. Voigt received an MBA from the University of Southern California in 1988 after playing professional baseball. Graduated from the University of Virginia where he received a Bachelor of Science in Electrical Engineering



HC2 Executive Leadership Team

Paul L. Robinson

*Chief Legal Officer &
Corporate Secretary*

- ◆ Chief Legal Officer & Corporate Secretary of HC2 since March 2016
- ◆ Served as Executive Vice President, Chief Legal Officer and Corporate Secretary for SEACOR Holdings Inc. for nearly nine years prior to HC2
- ◆ Held various positions at Comverse Technology, Inc., including Chief Operating Officer, Executive Vice President, General Counsel and Corporate Secretary
- ◆ Served as associate attorney at Kramer, Levin, Naftalis & Frankel, LLP.; Counsel to the United States Senate Committee on Governmental Affairs and associate attorney at Skadden, Arps, Slate, Meagher & Flom LLP
- ◆ Mr. Robinson earned a Bachelor of Arts degree in Political Science and was Phi Beta Kappa from State University of New York at Binghamton and a J.D., cum laude, from Boston University School of Law

Andrew G. Backman

Managing Director

- ◆ Managing Director of Investor Relations & Public Relations of HC2 since April 2016
- ◆ Prior to joining HC2, served as Managing Director of Investor Relations and Public Relations for RCS Capital and AR Capital (now AR Global) from 2014 to 2016
- ◆ Founder and Chief Executive Officer of InVisionIR, a New York-based advisory and consulting firm from 2011 to 2014
- ◆ Served as Senior Vice President, Investor Relations & Marketing of iStar Financial from 2004 to 2010
- ◆ Served as Vice President, Investor Relations and Marketing Communications for Corvis Corporation / Broadwing Communications from 2000 to 2004
- ◆ Spent first 10 years of career at Lucent Technologies and AT&T Corp.
- ◆ Mr. Backman earned a Bachelor of Arts degree in Economics from Boston College and graduated from AT&T / Lucent Technologies' prestigious Financial Leadership Program



HC2 Executive Leadership Team

Suzi Rafferty Herbst

*Chief Administrative
Officer*

- ◆ Chief Administrative Officer of HC2 since March 2015 with over 17 years of diverse human resources, recruiting, equity and foreign exchange sales experience
- ◆ Prior to joining HC2, served as Senior Vice President and Director of Human Resources of Harbinger Capital and HRG
- ◆ Previously served as Head of Recruiting at Knight Capital Group
- ◆ Previously held various positions in Human Resources, as well as Foreign Exchange Sales at Cantor Fitzgerald after beginning her career in Equity Sales at Merrill Lynch
- ◆ Ms. Herbst earned a Bachelor of Arts degree in Communications and Studio Art from Marist College



Envision. Empower. Execute.

HC2 HOLDINGS, INC.

Andrew G. Backman • ir@hc2.com • 212.235.2691 • 450 Park Avenue, 30th Floor, New York, NY 10022

© HC2 Holdings, Inc. 2017

May 2017

